





HD 9/20-4 M

Mobile, unheated high-pressure cleaner with a 4-pole, low-speed three-phase motor and advanced equipment.



1 Save energy and time: EASY!Force high-pressure gun and EASY!Lock quick-release fasteners

- At last – work without getting tired: the EASY!Force high-pressure gun.
- EASY!Lock quick-release fasteners: durable and robust. And five times faster than screws.

2 SwitchChem

- For precise and infinitely variable cleaning agent dosing.
- Two-way dosing valve for switching between different cleaning agents.

3 Powerful and durable

- Air/water-cooled electric motors for intensive use.
- Four-pole low-speed electric motor.

4 Clever features

- Power cord storage at the rear of the unit.
- Integrated lance fixation for easy transport.



HD 9/20-4 M

- Air/water-cooled motor
- Save energy and time: EASY!Force high-pressure gun and EASY!Lock quick-release fasteners
- 3-piston pump with ceramic pistons

Technical data

| | | |
|-------------------------------|--------------------|------------------|
| Order No. | 1.524-924.0 | |
| EAN code | 4054278167213 | |
| Supply voltage | Ph / V / Hz | 3 / 400 / 50 |
| Flow rate | l/h | 460-900 |
| Working pressure | bar / MPa | 40-200 / 4-20 |
| Max. pressure | bar / MPa | 220 / 22 |
| Max. inlet temperature | °C | 60 |
| Connection load | kW | 7 |
| Weight | kg | 54.2 |
| Dimensions (L × W × H) | mm | 554 × 425 × 1000 |

Equipment

| | | |
|-----------------------------------|------------|------|
| | 2 x 2.5 L | |
| Spray gun | EASY!Force | |
| Pressure hose | m | 10 |
| Spray lance | mm | 1050 |
| Triple nozzle (0°/25°/40°) | Manual | |
| ANTI!Twist | ■ | |
| Pressure cut-off | ■ | |
| Servo Control | ■ | |
| | ■ | |

HD 9/20-4 M


1.524-924.0



| | | Order No. | ID | Max. working pressure | Length | Price | Description | |
|--|----|-------------|-------|-----------------------|--------|-------|---|---|
| Standard with unions on both sides | | | | | | | | |
| High-pressure hose 2x EASY!Lock, ID 8, 315 bar, 15 m, ANTI!Twist | 1 | 6.110-030.0 | ID 8 | 315 bar | 15 m | | 15 m long high-pressure hose, ID 8, with ANTI!Twist at both ends with time-saving EASY!Lock hand screw connection. | ▲ |
| High-pressure hose 2x EASY!Lock ID 8, 315 bar, 20 m, ANTI!Twist | 2 | 6.110-032.0 | ID 8 | 315 bar | 20 m | | High-pressure hose (ID 8), 20 m long, with time-saving and robust EASY!Lock hand screw connection at both ends. For up to 315 bar pressure. | ▲ |
| High-pressure hose 2x EASY!Lock, ID 8, 315 bar, 30 m, ANTI!Twist | 3 | 6.110-014.0 | ID 8 | 315 bar | 30 m | | Convenient length (30 m) and innovative EASY!Lock hand screw connection: high-pressure hose (ID 8) with ANTI!Twist for up to 315 bar pressure. | ▲ |
| High-pressure hose 2x EASY!Lock, ID 10, 220 bar, 15 m | 4 | 6.110-042.0 | ID 10 | 220 bar | 15 m | | With innovative EASY!Lock hand screw connection for up to 220 bar pressure: 15 m long high-pressure hose (ID 10). | ▲ |
| High-pressure hose 2x EASY!Lock, ID 10, 220 bar, 20 m | 5 | 6.110-043.0 | ID 10 | 220 bar | 20 m | | Main features of this high-pressure hose (ID 10): 20 m long with extremely time-saving and convenient EASY!Lock hand screw connection at both ends. | ▲ |
| High-pressure hose 2x EASY!Lock, ID 10, 220 bar, 25 m | 6 | 6.110-044.0 | ID 10 | 220 bar | 25 m | | Impressive values and basic equipment: high-pressure hose, (ID 10), 25 m long, for up to 220 bar pressure. | ▲ |
| High-pressure hose 2x EASY!Lock, ID 10, 220 bar, 40 m | 7 | 6.110-045.0 | ID 10 | 220 bar | 40 m | | 40 m long high-pressure hose with EASY!Lock system for time-saving hand screw connection (at both ends). (ID) 10, up to 220 bar working pressure. | ▲ |
| High-pressure hose 2x EASY!Lock, ID 12, 250 bar, 15 m | 8 | 6.110-059.0 | ID 12 | 210 bar | 15 m | | Suitable for up to 250 bar working pressure: high-pressure hose (ID 12), 15 m long, with convenient EASY!Lock hand screw connection at both ends. | ▲ |
| High-pressure hose 2x EASY!Lock 2x EASY!Lock ID 12, 250 bar, 40 m | 9 | 6.110-060.0 | ID 12 | 210 bar | 40 m | | With EASY!Lock hand screw connection, 40 m long for wide working radius: high-pressure hose (ID 12) with EASY!Lock hand screw connection at both ends. Suitable for up to 250 bar working pressure. | ▲ |
| Hose assembly TR DN10 22MPa 10m | 10 | 6.110-041.0 | ID 10 | 220 bar | 10 m | | | ▲ |
| High-pressure hose 2x EASY!Lock, ID 8, 315 bar, 10 m, ANTI!Twist | 11 | 6.110-031.0 | ID 8 | 315 bar | 10 m | | High-pressure hose (ID 8) suitable for up to 315 bar pressure. High-pressure hose with innovative EASY!Lock hand screw connection at both ends, ANTI!Twist, 10 m long. | ■ |
| Longlife 400 with unions on both sides | | | | | | | | |
| High-pressure hose Longlife 400 2x EASY!Lock, ID 8, 400 bar, 30 m, ANTI!Twist | 12 | 6.110-023.0 | ID 8 | 400 bar | 30 m | | Durable high-pressure hose with double steel reinforcement, ANTI!Twist and EASY!Lock hand screw connection at both ends. ID 8, 30 m long, for up to 400 bar pressure. | ▲ |
| High-pressure hose Longlife 400 2x EASY!Lock, ID 8, 400 bar, 20 m, ANTI!Twist | 13 | 6.110-027.0 | ID 8 | 400 bar | 20 m | | High-pressure hose with ANTI!Twist, EASY!Lock hand screw connections and double steel reinforcement. 20 m long, ID 8, EASY!Lock hand screw connection at both ends. | ▲ |
| High-pressure hose Longlife 400 2x EASY!Lock, ID 8, 400 bar, 15 m, ANTI!Twist | 14 | 6.110-029.0 | ID 8 | 400 bar | 15 m | | The double steel reinforcement ensures a long lifetime of this 15 m long high-pressure hose (ID 8), approved for up to 400 bar pressure hose. | ▲ |
| High-pressure hose Longlife 400 2x EASY!Lock, ID 8, 400 bar, 1.5 m | 15 | 6.110-024.0 | ID 8 | 400 bar | 1.5 m | | 1.5 m short high-pressure hose (ID 8). With convenient EASY!Lock hand screw connection at both ends for robust and fast connections. Durable, for up to 400 bar pressure. | □ |
| High-pressure hose Longlife 400 1x EASY!Lock 1x M 22 x 1.5, ID 8, 400 bar, 1.5 m | 16 | 6.110-069.0 | ID 8 | 400 bar | 1.5 m | | High-pressure hose (ID 8) with double steel reinforcement, 30 m long, suitable for up to 400 bar pressure. Connectors: M 22 x 1.5, quick and convenient EASY!Lock hand screw connection. | □ |
| High-pressure hose Longlife 400 2x EASY!Lock, ID 8, 400 bar, 10 m, ANTI!Twist | 17 | 6.110-038.0 | ID 8 | 400 bar | 10 m | | Durable, 10 m long high-pressure hose (ID 8) with double steel reinforcement and EASY!Lock hand screw connection at both ends and ANTI!Twist. Approved for 400 bar pressure. | □ |

■ □ Available accessories. ▲ Extension hose.

HD 9/20-4 M 1.524-924.0




| | Order No. | ID | Max. working pressure | Length | Price | Description | |
|---|-----------|-------------|-----------------------|---------|-------|---|---|
| Food industry version with unions on both sides | | | | | | | |
| High-pressure hose, food grade, 2x EASY!Lock, ID 8, 10 m, ANTI!Twist | 18 | 6.110-051.0 | ID 8 | 250 bar | 10 m | High-pressure hose (ID 8), 10 m long, with grey, non-marking outer covering. Approved for use in the food industry. With quick and robust EASY!Lock hand screw connection at both ends. | ▲ |
| High-pressure hose, food grade, 2x EASY!Lock, ID 8, 20 m, ANTI!Twist | 19 | 6.110-052.0 | ID 8 | 250 bar | 20 m | Suitable for use in food industry: 20 m long high-pressure hose (ID 8) with grey, non-marking outer covering, ANTI!Twist and EASY!Lock hand screw connections. | ▲ |
| Longlife food design with screw connections at both ends | | | | | | | |
| High-pressure hose, food grade Longlife, 400 2x EASY!Lock, ID 8, 10 m, ANTI!Twist | 20 | 6.110-053.0 | ID 8 | 400 bar | 10 m | With blue, non-marking and animal fat resistant outer covering: durable high-pressure hose (ID 8), 10 m long, ANTI!Twist and EASY!Lock hand screw connection at both ends. | ▲ |
| High-pressure hose, food grade Longlife, 400 2x EASY!Lock, ID 8, 20 m, ANTI!Twist | 21 | 6.110-054.0 | ID 8 | 400 bar | 20 m | Durable high-pressure hose with double steel reinforcement and blue, non-marking and animal fat resistant outer covering. 20 m long with EASY!Lock hand screw connections. | □ |
| Special hoses | | | | | | | |
| High-pressure hose 1x EASY!Lock curved 1x M 22 x 1.5, ID 8, 400 bar, 1.5 m | 22 | 6.110-068.0 | ID 8 | 400 bar | 1.5 m | For connection to hose reels: high-pressure hose, with M 22 x 1.5 connection and curved EASY!Lock hand screw connection. 1.5 m long, suitable for up to 400 bar working pressure. | □ |

■ □ Available accessories. ▲ Extension hose.

HD 9/20-4 M

1.524-924.0




| | | Order No. | Flow rate | | | | Price | Description | |
|---|---|-------------|--------------|--|--|--|-------|---|---|
| Trigger guns | | | | | | | | | |
| EASY!Force Advanced | 1 | 4.118-005.0 | | | | | | Effortless, not energy-sapping: the EASY!Force high-pressure gun uses the recoil force of the high-pressure jet to reduce the holding force for the operator to zero. | ■ |
| Servo control | | | | | | | | | |
| Servo Control controller with EASY!Lock | 2 | 4.118-008.0 | 750-1100 l/h | | | | | | ■ |
| Quick connect | | | | | | | | | |
| Quick coupling | 3 | 2.115-000.0 | | | | | | For fast changes between different spray lances/accessories. Perfect for Kärcher spray unit, suitable for trigger gun/spray lance interface. With M 22 x 1.5 internal thread. | □ |
| Male coupling | 4 | 2.115-001.0 | | | | | | Hardened stainless steel male coupling for quick coupling 2.115-000. With M 22 x 1.5 external thread. | □ |

■ □ Available accessories. ▲ Extension hose.

HD 9/20-4 M

1.524-924.0

KÄRCHER




| | | Order No. | Max. working pressure | Length | | Price | Description | |
|--|----|-------------|-----------------------|---------|--|-------|--|---|
| Rotating spray lances | | | | | | | | |
| 1050 mm spray pipe, rotatable | 1 | 4.112-000.0 | 300 bar | 1050 mm | | | 1050 mm stainless steel lance (manual coupling) with ergonomic handle for ease of use and protection. Rotatable 360° under pressure. | ■ |
| Nozzle light | 2 | 2.680-002.0 | | 125 mm | | | | □ |
| Spray lance, 200 mm, rotatable | 3 | 4.112-027.0 | 300 bar | 250 mm | | | 600 mm stainless steel lance (manual coupling) with ergonomic handle for ease of use and protection. Rotatable 360° under pressure. | □ |
| Spray lance, 400 mm, rotatable | 4 | 4.112-024.0 | 300 bar | 400 mm | | | | □ |
| 600 mm spray pipe, rotatable | 5 | 4.112-007.0 | 300 bar | 600 mm | | | | □ |
| 850 mm spray pipe, rotatable | 6 | 4.112-006.0 | 300 bar | 840 mm | | | 850 mm stainless steel lance (manual coupling) with ergonomic handle for ease of use and protection. Rotatable 360° under pressure. | □ |
| 1550 mm spray pipe, rotatable | 7 | 4.112-018.0 | 300 bar | 1550 mm | | | 1550 mm stainless steel lance (manual coupling) with ergonomic handle for ease of use and protection. Rotatable 360° under pressure. | □ |
| 2050 mm spray pipe, rotatable | 8 | 4.112-021.0 | 300 bar | 2050 mm | | | 2050 mm stainless steel lance (manual coupling) with ergonomic handle for ease of use and protection. Rotatable 360° under pressure. | □ |
| | 9 | 4.112-048.0 | 300 bar | 1000 mm | | | | □ |
| Double lance | | | | | | | | |
| Double lance 960 mm | 10 | 2.112-016.0 | 310 bar | 960 mm | | | 960 mm double lance for variable pressure adjustment on handle at full water flow rate. Suitable for agricultural use (e.g. stable cleaning). | □ |
| Angular spray lance | | | | | | | | |
| Spray lance for toilets and rain gutters | 11 | 4.112-029.0 | | | | | Stainless steel lance WC and gutter with nozzle insert. Specially shaped for effective and hygienic cleaning of gutters and toilets. | □ |
| Flexible spray lance | | | | | | | | |
| Flexible lance 1050 mm | 12 | 4.112-035.0 | 210 bar | 1050 mm | | | 1050 mm flexible lance with variable bend from 20° to 140°, ideal for cleaning difficult to reach areas, e.g. gutters. | □ |
| | 13 | 4.112-057.0 | 300 bar | | | | | □ |
| Telescopic spray lance | | | | | | | | |
| Telescopic spray lance | 14 | 4.112-037.0 | 225 bar | 5400 mm | | | Can be continuously extended from 1.8 to 5.4 m. For cleaning areas that are difficult to reach, such as ceilings or facades. With integrated HD trigger gun, M 22 x 1.5 connection with rotary coupling. Connection for M 18 x 1.5 nozzles | □ |
| Strap for telescopic spray pipe | 15 | 6.373-987.0 | | | | | Convenient strap for relief when working with the telescopic spray lance (6.394-690). The burden is optimally distributed on the body and longer periods of use are possible. | □ |
| Gutter cleaner | | | | | | | | |
| Gutter cleaning lance | 16 | 2.112-015.0 | | 960 mm | | | The lance is suited for cleaning of gutter systems. Because of the shape of the lance and the special nozzle the gutter can be cleaned without removing the cover plates. | □ |
| Undercarriage spray lance | | | | | | | | |
| Underbody lance | 17 | 4.112-032.0 | | 700 mm | | | Stainless steel lance for effective and easy underbody and wheel arch cleaning. Without high-pressure nozzle. | □ |
| Zusatzhandgriff | | | | | | | | |
| Additional handle for EASY!Lock spray lances | 18 | 4.321-380.0 | | | | | | □ |

■ □ Available accessories. ▲ Extension hose.

HD 9/20-4 M

1.524-924.0



| | | Order No. | Max. working pressure | Nozzle size | | Price | Description | |
|----------------------------------|---|-------------|-----------------------|-------------|--|-------|--|---|
| Triple nozzles | | | | | | | | |
| Triple nozzle 050 | 1 | 4.117-037.0 | 300 bar | 50 | | | Triple nozzle with manual nozzle changeover. Convenient spray adjustment. For machines with an injector, the low-pressure flat stream is useful for cleaning agent suction and application. Connection M 18 x 1.5. | ■ |
| Dirt blaster, large | | | | | | | | |
| Dirt blaster | 2 | 4.114-027.0 | 300 bar | 50 | | | The dirt blaster with rotating pencil jet offers 10 times better cleaning performance. Ceramic nozzle and bearing ring for a long service life. Further data: Max. 300 bar, 30 MPa, 85°C. | □ |
| Angled vario nozzle 0-90° | | | | | | | | |
| Spezial nozzle 0005 | 3 | 4.113-007.0 | | 50 | | | Variable angle nozzle for spray angle adjustment from 0° to 90°. For easy adjustment to all kinds of soiling and surfaces. | □ |

■ □ Available accessories. ▲ Extension hose.

HD 9/20-4 M

1.524-924.0



1-4

| | | Order No. | Nozzle size | | | | Price | Description | |
|--|---|-------------|-------------|--|--|--|-------|--|--------------------------|
| Power nozzle spray angle 15° | | | | | | | | | |
| Power nozzle spray angle 15° | 1 | 2.113-047.0 | 55 | | | | | Fan jet nozzle with 15° spray angle suitable for stubborn dirt. | <input type="checkbox"/> |
| Power nozzle spray angle 25° | | | | | | | | | |
| Power nozzle spray angle 25° | 2 | 2.113-023.0 | 50 | | | | | Fan jet nozzle with 25° spray angle, suitable for large areas and removing stubborn dirt and stains. | <input type="checkbox"/> |
| Power nozzle spray angle 40° | | | | | | | | | |
| Power nozzle spray angle 40° | 3 | 2.113-055.0 | 55 | | | | | Power nozzle with a 40° spray angle and fan jet, suitable for large areas and sensitive surfaces. | <input type="checkbox"/> |
| HP nozzle spray angle 0° | | | | | | | | | |
| High-pressure nozzle with 0° spray angle | 4 | 2.113-034.0 | 50 | | | | | High-pressure nozzle with powerful jet for extremely stubborn dirt. | <input type="checkbox"/> |

■ Available accessories. ▲ Extension hose.

HD 9/20-4 M 1.524-924.0

KÄRCHER



| | | Order No. | | | | | Price | Description | |
|---|----|-------------|--|--|--|--|-------|---|--------------------------|
| Nozzle union | | | | | | | | | |
| Protection part TR only for replacement | 1 | 4.112-011.0 | | | | | | | <input type="checkbox"/> |
| Cleaning agent injector | | | | | | | | | |
| Stainless steel injector kit for HD 9/20-4M | 2 | 6.645-760.0 | | | | | | For a working pressure of 300 bar at 95°C water temperature, this stainless steel injector was developed specifically for the HD 9/20-4 M high-pressure cleaner. With suction hose and vacuum filter. | <input type="checkbox"/> |
| Dosing valve for stainless steel injector | 3 | 6.500-000.0 | | | | | | Retrofittable dosing valve for stainless steel injectors. For easy, convenient and precise cleaning agent dosing adjustment via a control knob. | <input type="checkbox"/> |
| Cleaning agent injector for high and low pressure (without nozzles) | 4 | 4.637-032.0 | | | | | | Detergent injector for independent high and low pressure dosage. Maximum dosage about 15%. | <input type="checkbox"/> |
| Cleaning agent injector for high pressure (without nozzle) | 5 | 4.637-033.0 | | | | | | Cleaning agent dosage at high pressure 3 - 5 % | <input type="checkbox"/> |
| Machine-specific nozzle kit with order no. 3.637-170.0 | | | | | | | | | |
| Nozzle insert trapezoidal thread HDS-GER | 6 | 4.769-011.0 | | | | | | | <input type="checkbox"/> |
| Nozzle insert with order no. 3.637-001.0 | | | | | | | | | |
| Nozzle insert up to 1,100 l/h - high pressure | 7 | 4.769-003.0 | | | | | | Nozzle insert for detergent injector 3.637-001 for high-pressure detergent application. For high-pressure cleaners with a water flow rate up to 1100 l/h. | <input type="checkbox"/> |
| Nozzle insert up to 1,100 l/h - low pressure | 8 | 4.769-001.0 | | | | | | For low pressure with machines up to 1.100 l/h | <input type="checkbox"/> |
| Rotary coupling | | | | | | | | | |
| Rotary coupling | 9 | 4.111-021.0 | | | | | | Reliably prevents twisting of HP hoses. Connection M 22 x 1.5 m. Handle protection | <input type="checkbox"/> |
| Coupling | | | | | | | | | |
| Connector | 10 | 4.111-037.0 | | | | | | For connecting and extending HP hoses, 2 x M 22 x 1.5 m connection, brass with rubber protection | <input type="checkbox"/> |
| Connector | | | | | | | | | |
| Screw sockets for surface cleaners and Servo Control controller | 11 | 4.111-022.0 | | | | | | For attaching high-pressure nozzles and accessory parts to the HD trigger gun (with nozzle screws) - 1 x M 22 x 1.5/1 x M 18 x 1.5. | <input type="checkbox"/> |
| Short spray unit | 12 | 4.111-038.0 | | | | | | | <input type="checkbox"/> |
| Adapter EASY!Lock | | | | | | | | | |
| Adapter 1 M22 x 1.5 AG - EASY!Lock 22 AG | 13 | 4.111-029.0 | | | | | | Adaptor for connecting pressure hoses with EASY!Lock and pressure hoses with M 22 x 1.5 connection. | <input type="checkbox"/> |
| Adapter 2 M22 x 1.5 IG - EASY!Lock 22 AG | 14 | 4.111-030.0 | | | | | | Adaptor for connecting high-pressure cleaners or high-pressure guns with M 22 x 1.5 connection and pressure hoses with EASY!Lock. | <input type="checkbox"/> |
| Adapter 3 M22 x 1.5 IG - EASY!Lock 22 AG | 15 | 4.111-031.0 | | | | | | Adaptor for connecting high-pressure guns with M 22 x 1.5 connection and spray lances or Servo Control controllers with EASY!Lock. | <input type="checkbox"/> |
| Adapter 4 EASY!Lock 22 IG - AVS | 16 | 4.111-032.0 | | | | | | Adaptor for connecting pressure hoses with AVS swivel connection and EASY!Force high-pressure gun. | <input type="checkbox"/> |
| Adapter 5 EASY!Lock 22 IG - M22 x 1.5 AG | 17 | 4.111-033.0 | | | | | | Adaptor for connecting EASY!Force high-pressure gun and spray lances with M 22 x 1.5 connection. | <input type="checkbox"/> |
| Adapter 6 EASY!Lock 22 IG - M22 x 1.5 AG | 18 | 4.111-034.0 | | | | | | Adaptor for connecting pressure hoses with M 22 x 1.5 connection and EASY!Force high-pressure gun or high-pressure cleaners with EASY!Lock. | <input type="checkbox"/> |

■ Available accessories. ▲ Extension hose.

HD 9/20-4 M 1.524-924.0



| | | Order No. | | | | | | Price | Description | |
|--|----|------------------|--|--|--|--|--|--------------|--|--------------------------|
| Adapter 7 M18 x 1.5 IG - EASY!Lock 20 AG | 19 | 4.111-035.0 | | | | | | | Adaptor for connecting spray lances with M 18 x 1.5 connection and nozzles, surface cleaners or wash brushes with EASY!Lock. | <input type="checkbox"/> |
| Adapter 8 EASY!Lock 20 IG - M18 x 1.5 AG | 20 | 4.111-036.0 | | | | | | | Adaptor for connecting nozzles, surface cleaners or wash brushes with M 18 x 1.5 connection and spray lances with EASY!Lock. | <input type="checkbox"/> |
| ADAPTER for replacement TR22IG-M22AG Er | 21 | 4.111-046.0 | | | | | | | | <input type="checkbox"/> |

■ Available accessories. ▲ Extension hose.

HD 9/20-4 M

1.524-924.0

KÄRCHER



| | | Order No. | Max. working pressure | Nozzle size | Diameter | Price | Description | |
|---|----|-------------|-----------------------|-------------|----------|-------|---|--------------------------|
| Pipe cleaning hose, ID 6 | | | | | | | | |
| Pipe cleaning hose, ID 6, 10 m, max. 250 bar | 1 | 6.110-046.0 | 250 bar | | | | The 10 m pipe cleaning hose is a highly flexible high pressure hose for pipe interior cleaning (threaded connection for nozzle R 1/8). | <input type="checkbox"/> |
| Pipe cleaning hose, ID 6, 20 m, max. 250 bar | 2 | 6.110-008.0 | 250 bar | | | | The 20 m pipe cleaning hose is a highly flexible high pressure hose for pipe interior cleaning (threaded connection for nozzle R 1/8). | <input type="checkbox"/> |
| Pipe cleaning hose, ID 6, 30 m, max. 250 bar | 3 | 6.110-047.0 | 250 bar | | | | The 30 m pipe cleaning hose is a highly flexible high pressure hose for pipe interior cleaning (threaded connection for nozzle R 1/8). | <input type="checkbox"/> |
| Pipe cleaning nozzle | | | | | | | | |
| | 4 | 4.765-002.0 | | 60 | 21 mm | | | <input type="checkbox"/> |
| | 5 | 4.765-005.0 | | 60 | 30 mm | | | <input type="checkbox"/> |
| Pipe cleaning nozzle | 6 | 5.763-019.0 | | 65 | 16 mm | | 16 mm pipe cleaning nozzle with internal thread. Various jet directions for environmentally-friendly cleaning of blocked drains and pipes. | <input type="checkbox"/> |
| | 7 | 5.763-016.0 | | 60 | 16 mm | | | <input type="checkbox"/> |
| | 8 | 5.763-021.0 | | 70 | 30 mm | | 30 mm pipe cleaning nozzle with internal thread. Various jet directions for environmentally-friendly cleaning of blocked drains and pipes. | <input type="checkbox"/> |
| Rotating pipe cleaning nozzle | 9 | 6.415-440.0 | | 65 | 16 mm | | Rotating pipe cleaning nozzle with internal thread and four rotating jets for environmentally-friendly cleaning of blocked drains and pipes. | <input type="checkbox"/> |
| Pipe cleaning dirt blaster D 25 / O60 | 10 | 6.415-945.0 | | 60 | 25 mm | | The forward-tilted rotating pencil jet removes the most stubborn dirt. The three backwards-tilted jets ensure the necessary forward movement, as well as convenient handling. | <input type="checkbox"/> |
| Pipe cleaning dirt blaster D 30 / O60 | 11 | 6.415-947.0 | | 60 | 30 mm | | | <input type="checkbox"/> |
| Pipe cleaning dirt blaster D 35 / O60 | 12 | 6.415-949.0 | | 60 | 35 mm | | | <input type="checkbox"/> |
| Barrel and tank cleaning | | | | | | | | |
| ABS BC TR | 13 | 2.112-020.0 | | | | | | <input type="checkbox"/> |
| HKF 50 spray head, brass | | | | | | | | |
| HKF 50 spray head, brass | 14 | 3.631-039.0 | | | | | Depth of immersion 850 mm. Interior cleaning head for barrels and containers with bungholes of 50 mm and more. Can be directly connected to the high-pressure cleaner. Electric motor drive. Operation is possible both vertically and horizontally | <input type="checkbox"/> |
| | 15 | 3.631-058.0 | | | | | | <input type="checkbox"/> |
| Nozzle kit for spray head HKF 50 (3.631-009.0 / 3.631-039.0) | | | | | | | | |
| Nozzle O30 for 2-nozzle operation HKF 50 | 16 | 6.415-444.0 | | 30 | | | Nozzle for dual-nozzle operation | <input type="checkbox"/> |
| Double grip for precise control of spray head | 17 | 2.863-036.0 | | | | | Double handle. Precise control of the spray head | <input type="checkbox"/> |
| Screw plug for using a spray head with one nozzle | 18 | 5.411-061.0 | | | | | Screw plug for using a spray head with one nozzle | <input type="checkbox"/> |

■ Available accessories. ▲ Extension hose.

HD 9/20-4 M 1.524-924.0



| | | Order No. | Flow rate | Nozzle size | Diame-ter | Price | Description | |
|---|----|-------------|--------------|-------------|-----------|-------|--|--------------------------|
| Hard Surface Cleaner FRV 30 | | | | | | | | |
| Rubber lip for FRV 30 | 1 | 2.642-910.0 | | | | | For smooth floors indoors. The squeegee increases the suction performance of the FRV 30 and minimises the amount of water remaining. This means the floor is dry in just a few minutes. | <input type="checkbox"/> |
| Extension hose 5 m | 2 | 4.440-939.0 | | | | | 5m extension hose for FRV 30. Connection sleeve included. | <input type="checkbox"/> |
| ABS hose fastening | 3 | 2.642-528.0 | | | | | | <input type="checkbox"/> |
| ABS dirt trap | 4 | 2.642-532.0 | | | | | | <input type="checkbox"/> |
| FRV 30 surface cleaner | 5 | 2.111-010.0 | | | | | | <input type="checkbox"/> |
| FR 30 Me surface cleaner | | | | | | | | |
| Hard Surface Cleaner FR 30 Me | 6 | 2.111-013.0 | | | 300 mm | | Hot water resistant stainless steel surface cleaner with double ceramic bearings, non-marking swivel castors and suction hose connection. Ideal for indoor cleaning, e.g. food industry. | <input type="checkbox"/> |
| Hard Surface Cleaner FR 50 | | | | | | | | |
| Surface Cleaner FR 50 Me | 7 | 2.111-023.0 | | | 500 mm | | Hot water resistant stainless steel surface cleaner with 500 mm working width. Ideal for large areas. With double ceramic bearings, push handle, non-marking swivel castors and detergent dosing system. | <input type="checkbox"/> |
| Machine-specific nozzle kits for FR | | | | | | | | |
| Nozzle kit for surface cleaners | 8 | 2.640-442.0 | 850-1100 l/h | | | | Nozzle kit includes power nozzles and unions. For Kärcher surface cleaners (850 to 1100 l/h). | <input type="checkbox"/> |
| Machine-specific nozzle kits for FRV | | | | | | | | |
| Nozzle kit 050 - for FRV 30 | 9 | 2.642-433.0 | | 50 | | | | <input type="checkbox"/> |
| FRV 30 Me surface cleaner | | | | | | | | |
| Extension hose FRV 30 Me and FRV 50 Me | 10 | 4.441-040.0 | | | | | | <input type="checkbox"/> |
| Surface Cleaner FRV 30 Me | 11 | 2.111-012.0 | | | | | | <input type="checkbox"/> |
| Surface Cleaner FR 50 Me | | | | | | | | |
| Surface Cleaner FRV 50 ME | 12 | 2.111-024.0 | | | | | | <input type="checkbox"/> |

■ Available accessories. ▲ Extension hose.

HD 9/20-4 M

1.524-924.0

KÄRCHER



| | | Order No. | Flow rate | | | | Price | Description | |
|--|---|-------------|--------------|--|--|--|-------|--|--------------------------|
| Cup foam lance | | | | | | | | | |
| | 1 | 4.112-055.0 | 900-2500 l/h | | | | | | <input type="checkbox"/> |
| Cup foam lance Advanced 025 | 2 | 2.112-017.0 | | | | | | Short, handy foam lance with adjustable spray angle with 1 litre detergent tank. Ideal for cleaning cars due to its compact design. | <input type="checkbox"/> |
| Tank grey only for replacement 1L | 3 | 6.414-050.0 | | | | | | | <input type="checkbox"/> |
| Inno Foam Kit | | | | | | | | | |
| Inno Foam Set with detergent injector | 4 | 2.112-000.0 | | | | | | High-pressure foam system with double lance (foam nozzle and high-pressure jet for rinsing). For use with mobile and stationary high-pressure and HDS pressure cleaners for cleaning or disinfection. | <input type="checkbox"/> |
| Easy Foam Set | | | | | | | | | |
| Easy Foam Set with RM injector | 5 | 2.112-010.0 | | | | | | HP foam system for use with HD/HDS units for cleaning and disinfecting. Foam nozzle for connection to lance and HP chemical injector with precision 0-5% metering valve. The machine specific nozzle kit has to be ordered separately. | <input type="checkbox"/> |
| Nozzle kits for Inno/Easy Foam Set | | | | | | | | | |
| Nozzle kit 090 for Inno / Easy Set 700-1,000 l/h | 6 | 2.111-019.0 | 700-1000 l/h | | | | | Nozzle kit contains Kärcher power nozzles and nozzle inserts. For Inno/Easy-Foam set 700-1000 l/h. For optimal foam system performance. | <input type="checkbox"/> |
| Foam nozzle mounting kit | | | | | | | | | |
| Foam nozzle attachment kit | 7 | 2.112-013.0 | | | | | | Foaming agent kit. The foam nozzle is ideal for use in sanitary areas and the food industry and wherever long application times are necessary. | <input type="checkbox"/> |

■ Available accessories. ▲ Extension hose.

HD 9/20-4 M

1.524-924.0

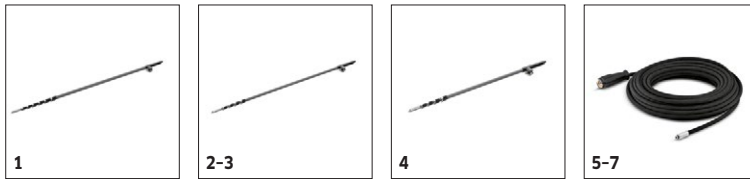


| | | Order No. | Length | | | | Price | Description | |
|--|---|-------------|--------|--|--|--|-------|--|--------------------------|
| Automatic, self-winding hose reels | | | | | | | | | |
| Automatic hose reel, powder-coated steel / plastic | 1 | 6.392-074.0 | 20 m | | | | | Automatic hose reel for 20 m high-pressure hose. The console is made from powder-coated steel, the drum is made from plastic. | <input type="checkbox"/> |
| Automatic stainless steel / synthetic material hose drum | 2 | 6.392-083.0 | 20 m | | | | | Automatic hose reel for 20 m high-pressure hose. The console consists of stainless steel, the drum is made from plastic. | <input type="checkbox"/> |
| Automatic hose reel, coated | 3 | 6.392-106.0 | 20 m | | | | | Automatic hose reel of durable plastic. Painted steel bracket. Suitable for 20 m high-pressure hose. | <input type="checkbox"/> |
| Add-on kit hose reel lacquered basaltgra | 4 | 6.392-105.0 | 20 m | | | | | | <input type="checkbox"/> |
| Automatic hose reel, stainless steel, includes swivel holder | 5 | 6.392-076.0 | 20 m | | | | | Automatic stainless steel hose reel. With swivel holder. Suitable for 20 m high-pressure hose. | <input type="checkbox"/> |
| ABS automatic stainless steel hose drum | 6 | 6.392-122.0 | 20 m | | | | | High-grade, automatic steel hose reel. Especially suitable for use in the food industry. The material and finish provide for a corrosion-resistant, watertight capsuled sprong drive. Connection for HP hoses with nipple. | <input type="checkbox"/> |
| Add-on kit hose reel TR 40m | 7 | 6.392-442.0 | 40 m | | | | | | <input type="checkbox"/> |
| Powder-coated swivel holder | 8 | 2.639-931.0 | | | | | | Swivel holder for automatic hose reel wall mounting. For maximum action radius and flexibility of high-pressure hose. Rotatable 120°. Galvanised steel. | <input type="checkbox"/> |
| ABS pivoting stainless steel wall bracket | 9 | 2.641-867.0 | | | | | | Swivelling wall bracket made of high-grade steel (for 2.641-866). This makes maximum flexibility and convenience possible when working with the HP hose. | <input type="checkbox"/> |

■ □ Available accessories. ▲ Extension hose.

HD 9/20-4 M

1.524-924.0



| | | Order No. | Flow rate | Inlet temperature | Length | Length | Price | Description | |
|---|---|-------------|-----------|-------------------|--------|--------|-------|---|--------------------------|
| Solar cleaning - telescopic lances | | | | | | | | | |
| iSolar TL 14 C (without hose) | 1 | 4.110-002.0 | | max. 60 °C | | | | Full carbon telescopic rod for maximum rigidity with minimal weight. With 14 m max. reach and practical quick-release couplings for easy extension and retraction. | <input type="checkbox"/> |
| iSolar TL 10 C (without hose) | 2 | 4.110-007.0 | | max. 60 °C | | | | | <input type="checkbox"/> |
| iSolar TL 10 H (without hose) | 3 | 4.110-003.0 | | max. 60 °C | | | | Telescopic rod made from a carbon/fibreglass mixture for maximum rigidity with minimum weight. With 10 m max. reach and practical quick-release couplings for easy extension and retraction. | <input type="checkbox"/> |
| iSolar TL 7 H (without hose) | 4 | 4.110-004.0 | | max. 60 °C | | | | Telescopic rod made from a carbon/fibreglass mixture for maximum rigidity with minimum weight. With 7.2 m max. reach and practical quick-release couplings for easy extension and retraction. | <input type="checkbox"/> |
| iSolar HP hose 7 | 5 | 6.392-978.0 | | max. 155 °C | | | | High-quality, flexible HP hose (with rubber covering) for the iSolar TL 7. The outer layer has especially good sliding properties when extending and retracting the telescopic rod. | <input type="checkbox"/> |
| iSolar HP hose 10 | 6 | 6.392-977.0 | | max. 155 °C | | | | High-quality, flexible HP hose (with rubber covering) for the iSolar TL 10. The outer layer has especially good sliding properties when extending and retracting the telescopic rod. | <input type="checkbox"/> |
| iSolar HP hose 14 | 7 | 6.392-976.0 | | max. 155 °C | | | | High-quality, flexible HP hose (with rubber covering) for the iSolar TL 14. The outer layer has especially good sliding properties when extending and retracting the telescopic rod. | <input type="checkbox"/> |

■ Available accessories. ▲ Extension hose.

HD 9/20-4 M

1.524-924.0



| | | Order No. | Nozzle size | | | | | Price | Description | |
|---|---|-------------|-------------|--|--|--|--|-------|---|--------------------------|
| Wet blasting attachment (without nozzle) | | | | | | | | | | |
| Wet blasting attachment with flow control (without nozzles) | 1 | 4.115-000.0 | | | | | | | Paint, rust and scale removal made easy: Kärcher wet blasting attachment with flow control for adding blasting abrasive to the high-pressure jet. | <input type="checkbox"/> |
| Wet blasting attachment without flow control (nozzles not included) | 2 | 4.115-006.0 | | | | | | | Paint, rust and scale removal made easy: Kärcher wet blasting attachment with flow control for adding blasting abrasive to the high-pressure jet. Without flow control. | <input type="checkbox"/> |
| Nozzle kits for wet jet unit | | | | | | | | | | |
| | 3 | 2.112-023.0 | 50 | | | | | | | <input type="checkbox"/> |
| Boron carbide nozzle | | | | | | | | | | |
| Boron carbide nozzle, for machines up to 1,000 l/h | 4 | 6.415-084.0 | 6 mm | | | | | | In addition to nozzle packs. Very wear-resistant nozzle with boron carbide chuck for continuous-duty operation. | <input type="checkbox"/> |

■ Available accessories. ▲ Extension hose.

HD 9/20-4 M 1.524-924.0



| | | Order No. | | | | | Price | Description | |
|----------------------|---|-------------|--|--|--|--|-------|-------------|--------------------------|
| Y distributor | | | | | | | | | |
| Y distributor | 1 | 4.111-024.0 | | | | | | | <input type="checkbox"/> |

■ Available accessories. ▲ Extension hose.

HD 9/20-4 M

1.524-924.0



| | | Order No. | Length | Diameter | | Price | Description | |
|---|---|-------------|--------|----------|--|-------|--|--------------------------|
| Geka coupling | | | | | | | | |
| Geka connector with hose barb, R 1" | 1 | 6.388-465.0 | | | | | | <input type="checkbox"/> |
| Geka connector with internal thread, R 1" | 2 | 6.388-458.0 | | | | | with female thread | <input type="checkbox"/> |
| Suction filter | | | | | | | | |
| Water suction filter | 3 | 6.414-956.0 | | | | | | <input type="checkbox"/> |
| Suction filter with check valve | 4 | 4.730-012.0 | | | | | Brass suction filter suitable for ponds, storage tanks, etc. With check valve. | <input type="checkbox"/> |
| Water fine filter | | | | | | | | |
| Water fine filter, with adapter | 5 | 4.730-102.0 | | | | | Fine-mesh water filter, 125 µm, max. temperature 50°C. Protects the high-pressure cleaner from dirt particles contained in the water. Water flow rate up to 1200 l/h. Connection 3/4", with adapter, 1". | <input type="checkbox"/> |
| Water fine filter, 100 µm, R 1" | 6 | 2.638-270.0 | | | | | Fine-mesh water filter, 100 µm, max. temperature 60°C. Connects to high-pressure cleaner. Protects the high-pressure cleaner from dirt particles contained in the water. Water flow rate up to 1200 l/h. Connector 1". | <input type="checkbox"/> |
| Water supply hose | | | | | | | | |
| Water supply hose | 7 | 4.440-207.0 | 7.5 m | | | | NW 19 R1" / R 3/4", up to 85 °C, for pick-up | <input type="checkbox"/> |
| | 8 | 4.440-270.0 | 7.5 m | | | | NW 19 R1" / R1", up to 85 °C | <input type="checkbox"/> |
| Backflow check valve | | | | | | | | |
| Backflow preventer | 9 | 2.641-374.0 | | | | | To prevent detergent getting into the drinking water cycle in case of inlet at low-pressure. - hot water resistant up to 80 °C - tested according to IEC 60335-2-79 - integrated leakage protection | <input type="checkbox"/> |

■ Available accessories. ▲ Extension hose.

HD 9/20-4 M 1.524-924.0



| | | Order No. | Flow rate | | | | Price | Description | |
|--|---|-------------|--------------|--|--|--|-------|--|--------------------------|
| Push-on washing brush | | | | | | | | | |
| Push-on wash brush | 1 | 4.762-497.0 | | | | | | The wash brush is fitted directly onto the devices' new dual and triple nozzles using clamping. | <input type="checkbox"/> |
| | 2 | 4.113-001.0 | | | | | | For general-purpose cleaning of all surfaces. Clamps directly onto the spray lance. Connection M 18 x 1.5 | <input type="checkbox"/> |
| Rotating washing brush | | | | | | | | | |
| Rotating wash brush for > 800 l/h machines, nylon bristles | 3 | 4.113-002.0 | 800-1300 l/h | | | | | Driven by water stream. Gently removes fine dust and traffic film from any surface. Temperature resistant up to 60°C, M 18 x 1.5 (replaceable brush insert). | <input type="checkbox"/> |
| Rotating wash brush for > 800 l/h machines, natural bristles | 4 | 4.113-005.0 | 800-1300 l/h | | | | | | <input type="checkbox"/> |

■ Available accessories. ▲ Extension hose.